

SPRINGBORO COMMUNITY CITY SCHOOLS
RECONCILIATION FOR MONTH ENDING
NOVEMBER 30, 2019



Depository Balances:

5/3 Operating Checking Acct #99903794	\$15,734,303.52	
Total Depository Balances		\$15,734,303.52

Adjustments to Bank Balance:

Outstanding Checks: Accounting	-\$540,019.37	
Payroll	-\$139,602.10	
Outstanding Vcards: Accounting	\$22,867.03	
Adjustments/Notes	\$25.00	
1) Bank Error Ck#112844	\$ 25.00	
2)	\$ -	
Total Adjustments to Bank Balance		-\$656,729.44

Investments:

CD - Harold E Mills 5/3 Bank (9098)	\$41,463.54	
CD - Merle & Mary Allen 5/3 Bank (9219)	\$68,525.66	
CD - Grange Scholarship 5/3 Bank (9093)	\$22,785.75	
Huntington Bank Acct #1041012893	\$1,040,943.20	
Star Ohio	\$35,041.54	
5/3 Securities	\$4,952,588.07	
Total Investments		\$6,161,347.76


Total Bank Balances		\$21,238,921.84
Total Fund Balance		\$21,238,921.84
		\$0.00

Arbiter Account:

Acct #1095061300 Arbiter Balance	\$3,172.92	
Outstanding Payments	\$0.00	
Book Balance		\$3,172.92

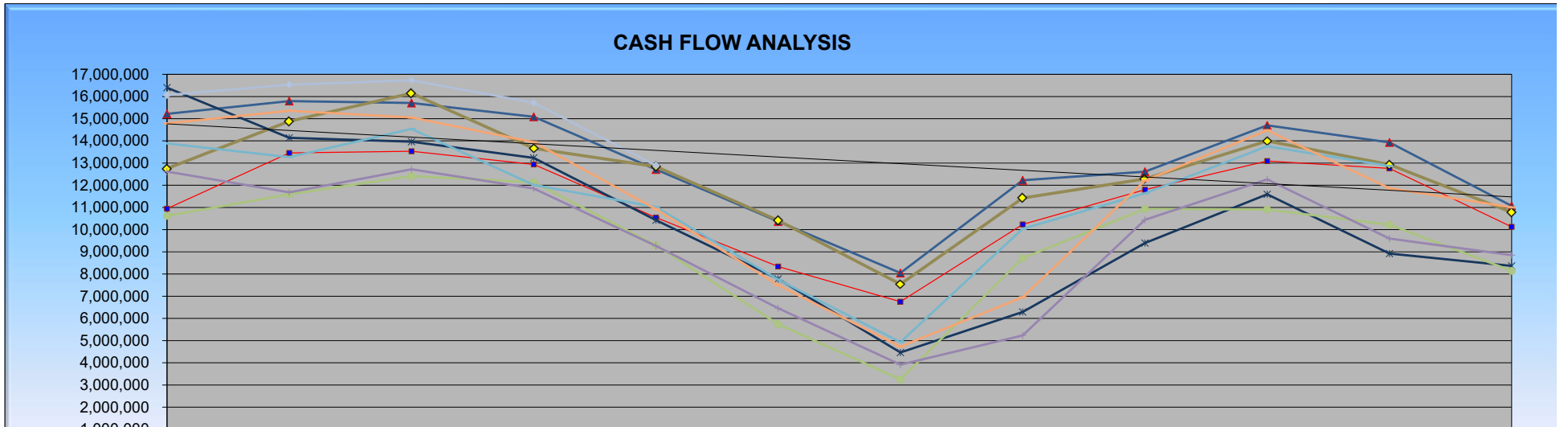
Fifth Third Bank:

Acct#7703569421		\$22,000.00
-----------------	--	-------------


 Terrah Floyd, Treasurer/CFO

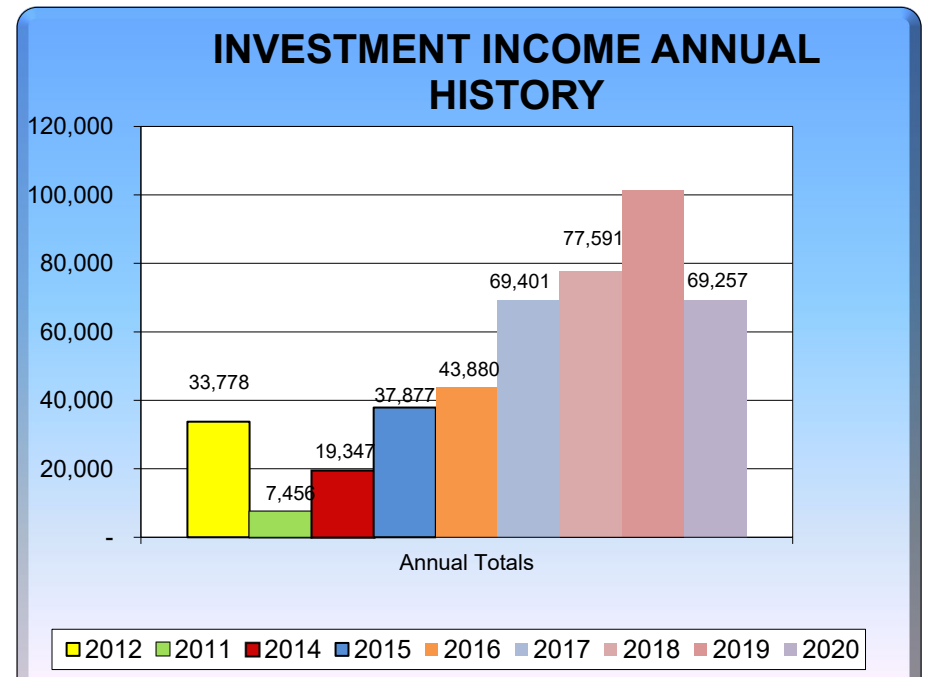
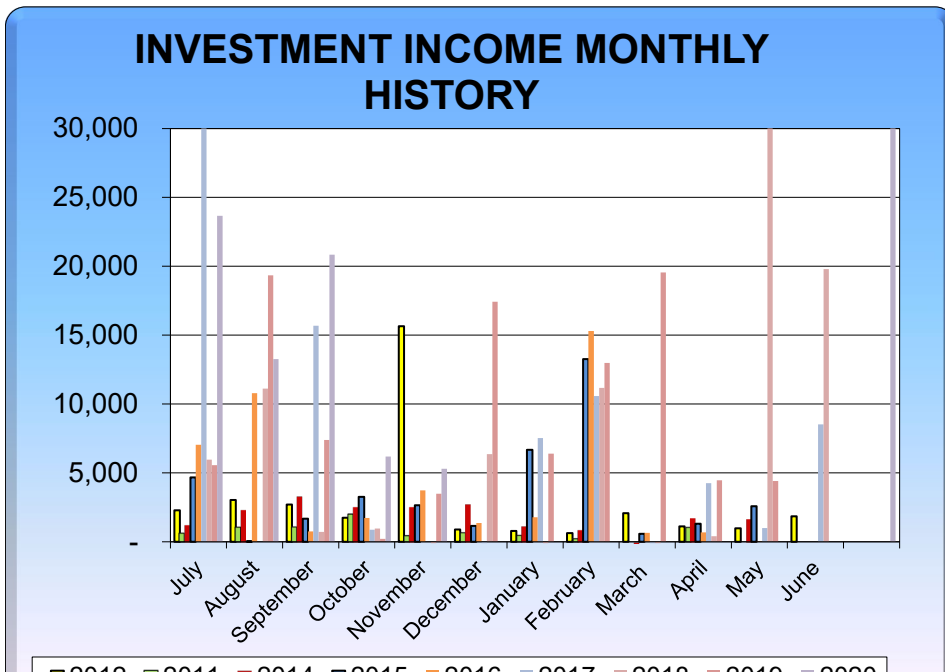
SPRINGBORO COMMUNITY CITY SCHOOLS
CASH FLOW HISTORY
(Amounts Represent General Fund Month Ending Balances)

	Current Month											
FY	July	August	September	October	November	December	January	February	March	April	May	June
2012	10,943,740	13,460,001	13,533,343	12,939,781	10,548,887	8,338,630	6,754,746	10,234,435	11,799,012	13,093,742	12,762,433	10,127,709
2013	15,219,086	15,793,376	15,706,069	15,088,260	12,712,944	10,370,909	8,047,609	12,223,488	12,614,582	14,701,106	13,930,078	11,070,591
2014	12,754,762	14,885,287	16,147,877	13,663,073	12,844,156	10,417,017	7,543,879	11,426,299	12,288,002	13,994,917	12,934,439	10,782,854
2015	16,398,089	14,138,107	13,965,306	13,233,279	10,429,438	7,777,413	4,466,180	6,292,608	9,395,939	11,591,212	8,923,751	8,368,436
2016	10,623,482	11,592,457	12,413,277	12,141,221	9,292,765	5,739,217	3,250,888	8,715,284	10,935,208	10,909,222	10,225,527	8,145,977
2017	12,620,561	11,682,692	12,720,266	11,857,777	9,266,179	6,461,509	3,916,562	5,234,729	10,445,777	12,264,781	9,598,535	8,850,435
2018	13,886,552	13,267,241	14,540,838	12,011,503	11,023,677	7,753,946	4,931,625	10,037,992	11,637,828	13,756,042	12,868,864	9,976,196
2019	14,785,484	15,359,156	15,055,223	13,943,987	10,922,928	7,502,012	4,729,915	6,957,250	12,209,441	14,475,044	11,864,498	11,006,082
2020	16,069,716	16,528,886	16,731,683	15,722,132	12,897,221							



SPRINGBORO COMMUNITY CITY SCHOOLS
INVESTMENT INCOME HISTORY

	Current Month												
	July	August	September	October	November	December	January	February	March	April	May	June	ANNUAL
2012	2,283	3,042	2,698	1,752	15,651	898	791	625	2,079	1,126	986	1,847	33,778
2013	621	1025	1055	1947	447	653	457	229	0	1022	0	0	7,456
2014	1221	2279	3249	2495	2490	2687	1129	883	-448	1712	1650	0	19,347
2015	4669	31	1679	3267	2659	1159	6674	13,265	574	1318	2582	0	37,877
2016	7045	10,791	759	1736	3735	1359	1785	15,304	654	685	27	0	43,880
2017	37,964	15	15,685	869	18	(12,835)	7,539	10,587	(4,215)	4,250	1,003	8,521	69,401
2018	5,955	11,125	718	958	-3924	6,360	-2699	11,168	-4284	403	32,017	19,794	77,591
2019	5,558	19,354	7,390	221	3497	17,427	6393	12,983	19,563	4,468	4,409	-	101,263
2020	23,662	13,260	20,849	6,183	5,303								69,257





Date: 12/02/2019
 Time: 4:16 pm

SPRINGBORO COMMUNITY SCHOOLS
 Financial Report by Fund/SCC

Page: 1
 (FINSUM)

Fund #	Fund Description	FYTD	MTD	FYTD	Current	Current	Unencumbered	Bank
Begin Balance	MTD Receipts	Receipts	Expenditures	Expenditures	Fund Balance	Encumbrances	Fund Balance	Code
001 0000	GENERAL							
9,992,869.77	1,525,190.23	25,185,437.37	4,350,100.68	23,294,293.98	11,884,013.16	3,704,825.72	8,179,187.44	
001 9412	BUDGET RESERVE							
1,013,208.92	0.00	0.00	0.00	0.00	1,013,208.92	0.00	1,013,208.92	
002 0000	BOND RETIREMENT							
8,262,183.34	0.00	3,009,007.31	5,359,607.04	5,389,204.33	5,881,986.32	0.00	5,881,986.32	
002 9204	MASTER FACILITY PLAN-BOND RETIREMENT							
268,835.69	0.00	0.00	0.00	0.00	268,835.69	0.00	268,835.69	
003 0000	PERMANENT IMPROVEMENT							
0.00	0.00	0.00	0.00	0.00	0.00	0.00	0.00	
004 9018	Track & Turf Project FY18							
233.20	0.00	0.00	0.00	0.00	233.20	22,426.48	22,193.28-	
004 9207	BUILDING FUND - MVH PROJECT							
0.00	0.00	0.00	0.00	0.00	0.00	0.00	0.00	
004 9218	MIRACLE FIELD PROJECT							
28,220.00	0.00	0.00	0.00	0.00	28,220.00	0.00	28,220.00	
006 0000	FOOD SERVICE FUND							
971,645.13	174,999.76	644,451.78	134,795.35	623,409.82	992,687.09	93,653.17	899,033.92	
007 9001	PEPSI SCHOLARSHIP							
8,000.00	0.00	0.00	0.00	0.00	8,000.00	0.00	8,000.00	
007 9002	SHS MEMORIAL TRUST FUND							
2,699.06	0.00	0.00	0.00	0.00	2,699.06	0.00	2,699.06	
007 9003	ERIKA OWEN SCHOLARSHIP FUND							
2,022.00	0.00	0.00	0.00	2,000.00	22.00	0.00	22.00	
007 9004	SHAPIRO MEMORIAL SCHOLARSHIP FUND							
5,000.00	0.00	0.00	0.00	4,800.00	200.00	0.00	200.00	
007 9005	Logan Michael Turner Scholarship Fund							
0.00	0.00	0.00	0.00	0.00	0.00	0.00	0.00	
007 9093	GRANGE SCHOLARSHIP FUND							
22,628.41	34.02	157.34	0.00	0.00	22,785.75	0.00	22,785.75	
007 9098	HAROLD E. MILLS SCHOLARSHIP FUND							
41,027.25	62.36	436.29	0.00	0.00	41,463.54	0.00	41,463.54	

Fund #	Fund Description	FYTD	MTD	FYTD	Current	Current	Unencumbered	Bank	
Begin Balance	MTD Receipts	Receipts	Expenditures	Expenditures	Fund Balance	Encumbrances	Fund Balance	Code	
019 9220	Warren Cty Board of MRDD Grant FY20	0.00	0.00	25,000.00	0.00	3,083.50	21,916.50	42,346.50	20,430.00-
019 922S	FY12 MENTAL RECOVERY - RE-DO PROGRAM	338.18	0.00	0.00	338.18	338.18	0.00	0.00	0.00
019 923K	FY13 KINDER MORGAN GRANT	0.19	0.00	0.00	0.19	0.19	0.00	0.00	0.00
019 923M	FY13 - MEN OF STRENGTH VIOLENCE PREV. GRANT	2,373.00	0.00	0.00	2,373.00	2,373.00	0.00	0.00	0.00
019 924K	FY14 KINDER MORGAN GRANT	190.19	0.00	0.00	190.19	190.19	0.00	0.00	0.00
020 0000	MVH LEASE PAYMENTS/SPECIAL ENTERPRISE FUND	0.00	768,763.75	768,763.75	793,283.20	793,283.20	24,519.45-	0.00	24,519.45-
022 907B	ATHLETIC TOURNAMENT	0.00	0.00	0.00	0.00	0.00	0.00	0.00	0.00
024 9202	FLEXIBLE SPENDING	9,091.77	0.00	0.00	0.00	0.00	9,091.77	0.00	9,091.77
200 901A	HIGH SCHOOL PRIDE COMMITTEE	1,194.68	0.00	0.00	0.00	0.00	1,194.68	0.00	1,194.68
200 902A	ROBOTICS CLUB - DISTRICT WIDE	23,222.43	179.03	1,241.47	1,544.20	10,659.93	13,803.97	1,750.58	12,053.39
200 903A	STAND CLUB	403.44	0.00	0.00	0.00	0.00	403.44	0.00	403.44
200 904A	Radio Broadcasting Club	200.00	0.00	0.00	0.00	0.00	200.00	0.00	200.00
200 905A	SKI CLUB	9,819.10	0.00	0.00	0.00	0.00	9,819.10	0.00	9,819.10
200 906A	HS CAR CLUB	4,270.45	0.00	0.00	0.00	3,857.67	412.78	0.00	412.78
200 907A	BPA Club (Business) HS	0.00	0.00	1,033.00	0.00	720.00	313.00	197.00	116.00
200 908A	JROTC	5,343.29	677.00	12,300.00	2,433.54	12,087.44	5,555.85	120.00	5,435.85

Fund #	Fund Description	FYTD	MTD	FYTD	Current	Current	Unencumbered	Bank	
Begin	Balance	Receipts	Expenditures	Expenditures	Fund Balance	Encumbrances	Fund Balance	Code	
200 909A	HIGH SCHOOL GERMAN CLUB	108.38	0.00	0.00	0.00	108.38	0.00	108.38	
200 910A	HS Academic Team	151.34	20.00	20.00	0.00	171.34	0.00	171.34	
200 911A	SI - STUDENT COUNCIL	1,396.38	0.00	355.00	0.00	237.15	1,514.23	150.00	1,364.23
200 912A	HS ART CLUB	5.29	0.00	20.00	0.00	0.00	25.29	0.00	25.29
200 913A	HIGH SCHOOL DRAMA CLUB	5,924.61	1,126.00	1,126.00	0.00	892.81	6,157.80	1,822.85	4,334.95
200 914A	JCOWA (FORMERLY GLOBAL CONNECTIONS)	437.94	15.00	255.00	0.00	0.00	692.94	0.00	692.94
200 915A	S.A.D.D.	3,009.22	0.00	340.00	0.00	0.00	3,349.22	0.00	3,349.22
200 916A	HS LANGUAGE CLUB	3,026.40	0.00	418.00	0.00	0.00	3,444.40	394.20	3,050.20
200 917A	HIGH SCHOOL STUDENT COUNCIL	24,511.78	0.00	24,164.00	3,463.20	17,286.09	31,389.69	7,864.44	23,525.25
200 918A	JR HIGH STUDENT COUNCIL	879.17	0.00	0.00	0.00	0.00	879.17	0.00	879.17
200 919A	S-CAPADES	8,821.73	240.00	4,515.00	286.50	5,573.07	7,763.66	0.00	7,763.66
200 920A	JR HIGH YEARBOOK	13,114.99	0.00	6,059.92	1,588.65	4,406.93	14,767.98	600.00	14,167.98
200 921A	DENNIS DH CLASS	461.02	0.00	0.00	426.91	426.91	34.11	0.00	34.11
200 922A	HS JOB AND LIFE SKILLS	618.61	45.00	45.00	34.00	34.00	629.61	726.85	97.24-
200 923A	FP LIFE SKILLS	97.00	0.00	384.00	0.00	0.00	481.00	200.00	281.00
200 924A	SI Theater Club	5,329.15	0.00	0.00	0.00	0.00	5,329.15	0.00	5,329.15

Fund #	Fund Description	FYTD	MTD	FYTD	Current	Current	Unencumbered	Bank
Begin	Balance	Receipts	Expenditures	Expenditures	Fund Balance	Encumbrances	Fund Balance	Code
		Receipts						
200 925A	HIGH SCHOOL NEWSPAPER	0.00	0.00	0.00	1.11	0.00	1.11	
	1.11	0.00						
200 926A	JR HIGH NEWSPAPER	0.00	0.00	0.00	86.12	0.00	86.12	
	86.12	0.00						
200 927A	HS NHS	820.00	0.00	385.00	1,335.75	640.00	695.75	
	900.75	0.00						
200 928A	S.A.D.D. - JUNIOR HIGH	0.00	0.00	0.00	352.99	0.00	352.99	
	352.99	0.00						
200 929A	THE MUSE MACHINE	11,400.00	4,845.00	7,611.06	10,244.08	190.94	10,053.14	
	6,455.14	0.00						
200 930A	HS Fishing Club	170.00	0.00	0.00	422.44	309.60	112.84	
	252.44	100.00						
200 931A	JH JOB AND LIFE SKILLS	0.00	91.58	91.58	660.08	208.42	451.66	
	751.66	0.00						
200 9323	Mindfulness Club	320.00	0.00	0.00	320.00	320.00	0.00	
	0.00	0.00						
200 932A	SHS Debate Team	0.00	0.00	0.00	0.00	0.00	0.00	
	0.00	0.00						
200 933A	SPRINGBORO CHAPTER OF HOSA	160.00	0.00	0.00	160.00	0.00	160.00	
	0.00	160.00						
200 950A	HS TECH PREP	437.50	0.00	210.00	230.00	225.00	5.00	
	2.50	0.00						
200 954A	JR STATESMEN OF AMERICA	0.00	0.00	0.00	40.00	0.00	40.00	
	40.00	0.00						
200 956A	JH NHS	736.00	385.00	385.00	890.70	0.00	890.70	
	539.70	626.00						
200 960A	HIGH SCHOOL PANTHER EXPRESS	0.00	0.00	0.00	42,341.70	0.00	42,341.70	
	42,341.70	0.00						
200 965A	HS SCIENCE & ENGINEERING CLUB	0.00	0.00	0.00	168.56	0.00	168.56	
	168.56	0.00						
200 969A	CLASS OF 2017	0.00	0.00	0.00	0.00	0.00	0.00	
	0.00	0.00						

Fund #	Fund Description	FYTD Receipts	MTD Expenditures	FYTD Expenditures	Current Fund Balance	Current Encumbrances	Unencumbered Fund Balance	Bank Code
200	970A CLASS OF 2018	0.00	0.00	0.00	0.00	0.00	0.00	
200	971A CLASS OF 2019	1,526.16	0.00	0.00	0.00	0.00	0.00	
200	972A CLASS OF 2020	4,216.41	0.00	8,890.16	0.00	5,721.00	7,385.57	279.00
200	973A CLASS OF 2021	0.00	0.00	3,148.00	0.00	1,975.50	1,172.50	0.00
300	9011 SWIMMING FUNDRAISER ACCT.	2,444.47	2,605.41	2,605.41	1,685.69	1,685.69	3,364.19	0.00
300	9017 HS GIRLS TRACK - FUNDRAISER	261.81	0.00	0.00	0.00	0.00	261.81	0.00
300	9018 JH GIRLS TRACK - FUNDRAISER	2,058.11	0.00	0.00	0.00	0.00	2,058.11	60.00
300	901B ATHLETICS	115,561.43	9,705.20	210,858.84	20,662.42	196,571.41	129,848.86	8,976.64
300	901C HS BOYS BASKETBALL FUNDRAISER ACCT.	2,687.81	5,105.00	5,524.99	0.00	1,506.10	6,706.70	1,139.99
300	901D JH BOYS BASKETBALL FUNDRAISER ACCT.	93.00	0.00	0.00	0.00	0.00	93.00	0.00
300	901E BOYS SOCCER FUNDRAISER ACCT.	14,279.67	324.00	11,783.58	1,240.79	5,538.29	20,524.96	0.00
300	901F SOFTBALL FUNDRAISER ACCT.	8,459.18	360.00	2,578.00	311.50	1,579.10	9,458.08	311.50
300	901G BASEBALL FUNDRAISER ACCT.	34,173.98	1,409.07	14,474.40	2,359.66	8,889.58	39,758.80	2,400.00
300	901H HS FOOTBALL FUNDRAISER ACCT.	31,549.78	0.00	2,498.07	806.78	31,867.55	2,180.30	0.00
300	901I JH FOOTBALL FUNDRAISER	2,798.00	0.00	3,385.15	0.00	2,377.15	3,806.00	0.00
300	901J BOWLING FUNDRAISER ACCT.	3,874.95	0.00	0.00	0.00	0.00	3,874.95	120.00

Fund #	Fund Description	FYTD	MTD	FYTD	Current	Current	Unencumbered	Bank	
Begin	Balance	MTD	Receipts	Expenditures	Expenditures	Fund	Balance	Code	
		Receipts				Balance	Encumbrances		
300	901K BOYS GOLF FUNDRAISER ACCT.	7,631.84	0.00	2,627.72	1,751.97	4,225.17	6,034.39	50.00	5,984.39
300	901L GIRLS GOLF FUNDRAISER ACCT.	5,891.73	0.00	3,194.61	252.00	363.23	8,723.11	0.00	8,723.11
300	901M HS BOYS TRACK FUNDRAISER ACCT.	5,053.65	0.00	0.00	0.00	60.00	4,993.65	0.00	4,993.65
300	901N JH BOYS TRACK FUNDRAISER ACCT.	0.00	0.00	0.00	0.00	0.00	0.00	0.00	0.00
300	901O HS WRESTLING FUNDRAISER ACCT.	2,793.90	3,427.00	3,427.00	100.00	1,000.00	5,220.90	1,640.95	3,579.95
300	901P JH WRESTLING FUNDRAISER ACCT.	503.02	0.00	0.00	0.00	0.00	503.02	0.00	503.02
300	901Q HS GIRLS BASKETBALL FUNDRAISER ACCT.	10,639.98	6,370.50	7,684.48	1,356.86	4,061.86	14,262.60	1,850.00	12,412.60
300	901R JH GIRLS BASKETBALL FUNDRAISER ACCT.	160.00	0.00	0.00	0.00	0.00	160.00	0.00	160.00
300	901S GIRLS SOCCER FUNDRAISER ACCT.	8,900.78	0.00	11,062.90	660.00	13,122.31	6,841.37	0.00	6,841.37
300	901T HS VOLLEYBALL FUNDRAISER ACCT.	8,946.08	0.00	14,844.46	2,081.75	19,955.94	3,834.60	985.00	2,849.60
300	901U JH VOLLEYBALL FUNDRAISER	0.00	0.00	0.00	0.00	0.00	0.00	0.00	0.00
300	901V Panther Indoor Track Club	4,088.51	0.00	0.00	0.00	1,565.75	2,522.76	0.00	2,522.76
300	901W HS CROSS COUNTRY FUNDRAISER ACCT.	4,894.85	0.00	13,054.70	1,609.20	8,154.92	9,794.63	2,760.40	7,034.23
300	901X JH CROSS COUNTRY FUNDRAISER ACCT.	440.64	0.00	3,065.62	0.00	2,964.45	541.81	300.00	241.81
300	901Y BOYS TENNIS FUNDRAISER ACCT.	341.35	2,031.28	15,207.28	8,876.22	12,952.56	2,596.07	40.00	2,556.07
300	901Z GIRLS TENNIS FUNDRAISER ACCT.	3,456.77	0.00	4,432.98	349.70	4,284.30	3,605.45	0.00	3,605.45

Fund #	Fund Description	FYTD Receipts	MTD Expenditures	FYTD Expenditures	Current Fund Balance	Current Encumbrances	Unencumbered Fund Balance	Bank Code	
300 902B	BAND	0.00	375.00	20,275.00	0.00	1,186.30	19,088.70	0.00	19,088.70
300 903B	HIGH SCHOOL CHOIR (MUSICALS)	8,447.81	290.00	9,512.86	2,494.47	4,137.61	13,823.06	330.60	13,492.46
300 904B	JR HIGH CHEERLEADERS	117.28	0.00	0.00	0.00	0.00	117.28	0.00	117.28
300 905B	HIGH SCHOOL CHEERLEADERS	51,444.48	59.00	24,330.15	2,422.89	50,692.73	25,081.90	1,310.24	23,771.66
300 906B	SYB - SPRINGBORO YOUTH BASKETBALL	10,059.00	0.00	0.00	0.00	0.00	10,059.00	0.00	10,059.00
300 907B	ATH/TOURNAMENT	6,580.97	0.00	0.00	0.00	0.00	6,580.97	0.00	6,580.97
300 908B	HS BOYS LACROSSE	25.00	0.00	0.00	0.00	0.00	25.00	0.00	25.00
300 909B	JR HIGH SHOW CHOIR	7,585.53	495.00	495.00	497.00	497.00	7,583.53	4,900.00	2,683.53
300 910B	HS GIRLS LACROSSE	0.00	0.00	0.00	0.00	0.00	0.00	0.00	0.00
300 911B	H.S. SHOW CHOIR	416.58	0.00	0.00	43.64	43.64	372.94	19.99	352.95
300 913B	H.S. Acappella	1,139.90	68.00	68.00	0.00	0.00	1,207.90	250.00	957.90
300 914B	HIGH SCHOOL CHEERLEADING COMPETITIONS	6,851.72	11,255.11	60,837.65	3,906.33	18,835.88	48,853.49	10,996.75	37,856.74
300 915B	HIGH SCHOOL HOCKEY	817.34	0.00	0.00	0.00	800.00	17.34	0.00	17.34
300 916B	SPECIAL OLYMPICS	1,151.60	0.00	0.00	0.00	207.99	943.61	0.00	943.61
300 917B	TURF MAINTENANCE FUND	11,051.26	505.19	2,525.95	0.00	0.00	13,577.21	0.00	13,577.21
300 918B	JR HIGH CHEERLEADING COMPETITION	2,983.00	1,837.00	12,180.00	1,059.99	7,682.59	7,480.41	268.75	7,211.66

Fund #	Fund Description	FYTD Receipts	MTD Expenditures	FYTD Expenditures	Current Fund Balance	Current Encumbrances	Unencumbered Fund Balance	Bank Code	
572 9219	TITLE I FY19	0.00	9,088.68	0.00	9,088.68	0.00	0.00	0.00	
572 9220	Title I FY20	0.00	24,935.50	24,935.50	10,312.72	30,091.86	5,156.36-	0.00	
587 9019	IDEA Pre-School Restoration Funds	0.00	0.00	0.00	0.00	0.00	0.00	0.00	
587 9020	Pre-School Restoration FY20	0.00	950.29	950.29	0.00	950.29	0.00	0.00	
587 9217	PRESCHOOL SPECIAL ED FY17	0.00	0.00	0.00	0.00	0.00	0.00	0.00	
587 9218	PRE-SCHOOL SP ED FY18	0.00	0.00	0.00	0.00	0.00	0.00	0.00	
587 9219	PRE-SCHOOL SPEC ED	0.00	0.00	1,961.16	0.00	1,961.16	0.00	0.00	
587 9220	Pre-School Special Ed FY20	0.00	7,925.00	7,925.00	3,170.00	9,510.00	1,585.00-	0.00	
590 9217	TITLE IIA ITQ FY17	0.00	0.00	0.00	0.00	0.00	0.00	0.00	
590 9218	TITLE II-A ITQ FY18	0.00	0.00	0.00	0.00	0.00	0.00	0.00	
590 9219	TITLE II-A FY19	0.00	0.00	204.03	0.00	204.03	0.00	0.00	
590 9220	Title II-A ITC FY20	0.00	8,618.10	8,618.10	8,861.40	15,682.29	7,064.19-	3,460.68	
599 9218	Title IV-A ESSA	0.00	0.00	0.00	0.00	0.00	0.00	0.00	
599 9219	Student Support & Academic Enrich FY19	0.00	0.00	0.00	0.00	0.00	0.00	0.00	
599 9220	Title IV-A ESSA FY20	0.00	0.00	0.00	5,394.32	9,769.32	9,769.32-	0.00	
GRAND TOTALS:									
		21,571,497.97	2,847,615.02	31,051,423.64	10,877,420.66	31,383,999.77	21,238,921.84	4,157,831.57	17,081,090.27